



## Battery box 12V 12Ah

---

### Protection mode :

Protection type : II 2G Ex eb IIC T6 Gb IP23 / IP66

II 2G Ex eb mb IIC T6 Gb IP66

II 2D Ex tb IIIC T85°C Db IP66

I M2 Ex eb mb I 150°C Mb IP66

Class of temperature : T6

Ambient temperature : -20 / +50°C

Zones : 1 – 2 – 21 – 22 – M2

### Description :

Battery box including a FIAMM battery FG21202 of 12V 12Ah. This battery is designed to respond to more or less long discharge regimes.

Design of the AISI 316L stainless steel box with screwed lid on the underside.

Supplied with cable gland and cable.



---

### Technical specifications :

Nominal voltage : 12 Volt

Nominal capacity : 122 Ah C20 sous 1.75 Vpc à 25 °C

Floating charging voltage : 13.50 - 13.80 V à 25 °C

Boost charge voltage : 14.40 - 15.00 V à 25 °C

Float voltage compensation : -18mV/°C

Maximum charging current : 3 A

Weight : 3.75 kg

Battery dimension L x W x (TH) : 151 x 98 x 99

Storage : Batteries lose part of their capacity during storage, due to self-discharge.

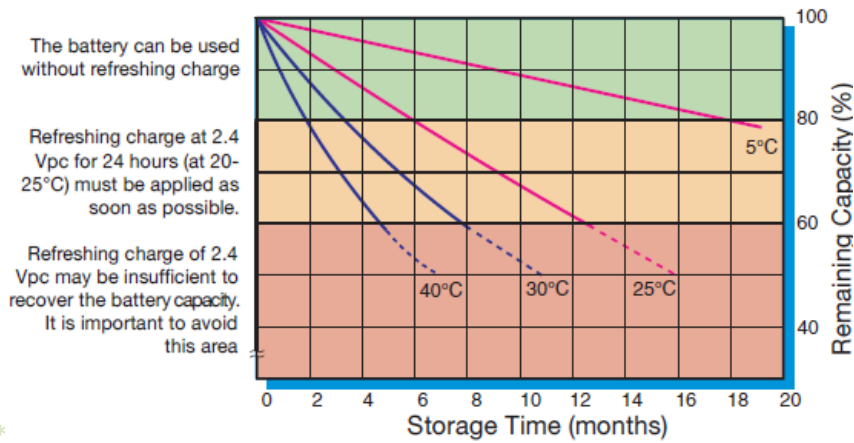
Fiamm recommends a maximum storage of 6 months under 25 ° C beyond this period it will be necessary to recharge the battery.

The longer the storage, the longer the refill will be. Fiamm recommends the following method: 2.4V / battery for a maximum duration of 24 hours at 20 ° C

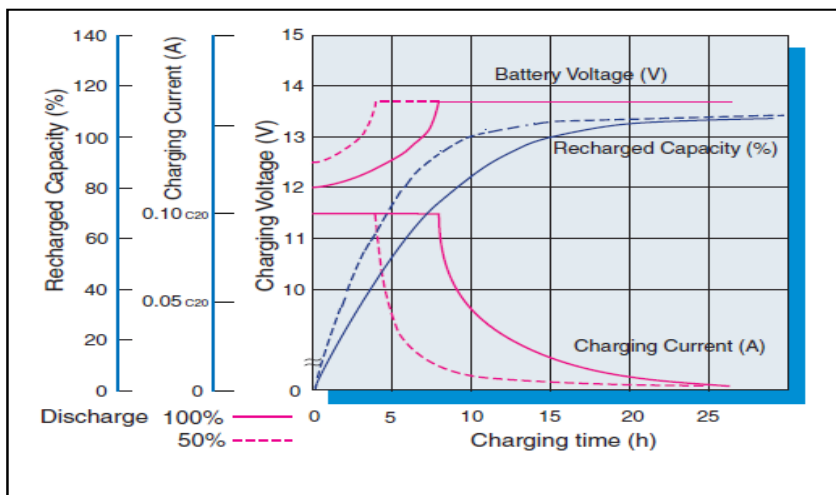
---



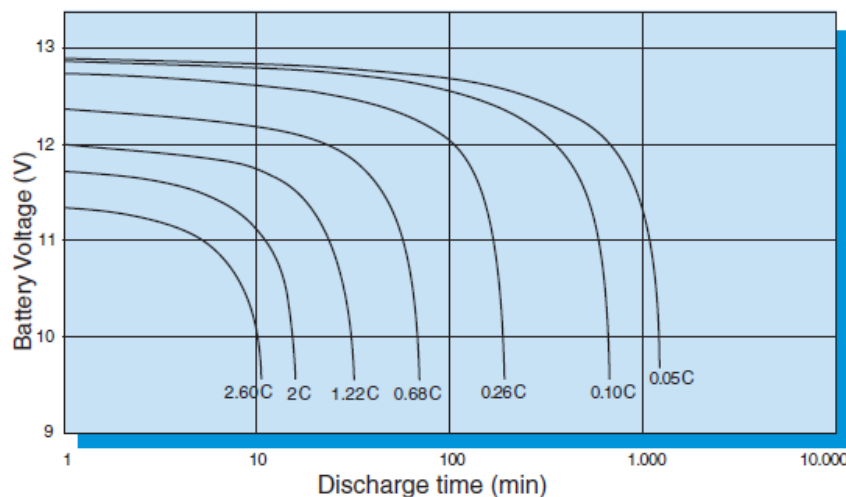
### Capacity loss during storage at various temperatures :



### Battery Voltage and Charge Time for Standby Use (at 25°C) :



### Discharge curves at different current / final voltage (at 25°C):





## BB\_FG12V12A Battery box 12V 12Ah

### Constant Current discharge table (Amperes) :

End voltage	5 min	10 min	15 min	20 min	30 min	45 min	1 hour	2 hrs	3 hrs	5 hrs	10 hrs	20 hrs
9.60 V	39.2	27.7	21.1	17.0	12.7	9.37	7.50	4.30	3.14	2.09	1.16	0.63
9.90 V	38.1	27.0	20.7	16.7	12.5	9.23	7.44	4.25	3.10	2.07	1.15	0.62
10.02 V	37.1	26.4	20.4	16.6	12.3	9.12	7.34	4.21	3.07	2.05	1.14	0.62
10.20 V	35.7	25.7	20.1	16.4	12.2	9.02	7.24	4.17	3.04	2.04	1.13	0.62
10.50 V	34.0	24.5	19.1	15.7	11.8	8.79	7.07	4.08	2.98	2.00	1.11	0.60
10.80 V	31.5	23.0	17.8	14.8	11.2	8.39	6.78	3.96	2.91	1.97	1.09	0.60

### Constant Power discharge table (Watts per bloc) :

End voltage	5 min	10 min	15 min	20 min	30 min	45 min	1 hour	2 hrs	3 hrs	5 hrs	10 hrs	20 hrs
9.60 V	391	284	221	182	138	104	84.3	49.0	36.0	24.1	13.5	7.31
9.90 V	382	279	218	179	137	103	84.0	48.6	35.8	24.0	13.4	7.29
10.02 V	377	275	217	178	136	102	83.4	48.4	35.6	23.9	13.3	7.29
10.20 V	373	273	215	177	135	102	82.9	48.3	35.5	23.9	13.3	7.28
10.50 V	359	266	213	176	134	101	81.8	47.8	35.2	23.8	13.2	7.26
10.80 V	330	246	196	165	127	96.5	78.6	46.4	34.3	23.3	13.0	7.16